



Welcome to SLHINet

Getting Started

To visit the SLHINet Community Network site, type or paste the following address into your web browser: www.slhinet.org

On your first visit, you will see the community homepage with a right-hand navigation bar titled “Enter SLHI NET” and the button “Register Now!” below it:

The screenshot shows the SLHINet homepage. At the top left is the SLHINet logo with the tagline "Your Community Network". A navigation bar contains links for "Welcome", "My Page", "People", "Communities", "Forums", "Library", and "Help". A large red banner at the top right is titled "Enter SLHI NET" and contains a "Register Now!" button circled in red, along with "sign-in" and "Forgot Password?" links. Below the banner, the main content area features a "Welcome to the SLHINet community" message, a list of goals, and a search bar. On the right side, there are sections for "SITE STATISTICS" and "GETTING STARTED".

Getting Registered

Registration for the site is not unlike that of many other sites, requiring some basic information and encouraging you to provide additional information. Have the following items/responses handy as you begin. You'll need:

- Your name and address (including street, city, state, zip)
- Your email address – and access to that email inbox to complete registration
- A password of your choice (6-15 characters)
- A digital photo of yourself (the site can take the popular jpg, gif or png formats)*

* Not initially required, but **highly** recommended.

Step 1 looks like this:

St. Luke's Health Initiatives Community Network Registration Process

Step 1 of 3: agreement > Step 2: enter email > Step 3: enter contact information

Welcome! Before entering this online community, you must answer a series of questions so that we can have some basic information about you. It will take less than 5 minutes. Later, you can change this information and add a photo of yourself, a Bio, and information about yourself by clicking on the 'My Page' tab. Your information will only be used by our office, and will not be shared or sold.

Please acknowledge your agreement with this community's User Agreement

The following user agreement can be summarized as "be kind, and play fair." As you interact with the people you are about to meet, please think about the person behind the online profile, and remember that you are part of the same community.

User Agreement:

We all want this Community Network to be a safe and comfortable environment through which members and staff can connect, and be a useful and productive tool for working and learning together. To ensure this, we ask each participant to agree to the following as a condition for participation:

- * I will behave responsibly and respectfully towards all members of this Community, respecting their values and viewpoints as well as their rights and feelings.
- * I will work with other community members to ensure that it remains welcoming to new participants and ideas, and embraces diversity.
- * I will work with my fellow members to deliberate and make equitable decisions. I will do my best to see that every decision making process includes reasonable representation of those who are directly affected by its outcome.
- * Acknowledging that differences of opinion and conflict will undoubtedly occur, I agree to resolve conflict constructively.
- * I understand that every member of this community is entering into this same agreement and that we all have a stake in seeing that it is observed and enforced. My behavior towards other members of this community will reflect that I am abiding by this agreement.
- * I acknowledge that if a duly authorized body of my peers concludes that I have repeatedly and willfully violated this agreement, my rights to participate in this community can be suspended or terminated.

You are looking at the entire agreement, one that basically asks you to "do no harm." At the end of the agreement we ask that you click to accept the terms.

* I acknowledge that if a duly authorized body of my peers concludes that I have repeatedly and willfully violated this agreement, my rights to participate in this community can be suspended or terminated.

By continuing, I agree that the information I am about to enter (that is not marked 'Hidden') will be shared with the others who have signed-in to this Community Network. If I cancel, I will not be able to continue.

Click to accept → I have read and agree to these terms.

Cancel Continue >>

Step 2 looks like this:

The screenshot shows a registration form titled "St. Luke's Health Initiatives Community Network Registration Process". It indicates the current step is "Step 2 of 3: enter email", with previous steps being "Step 1: agreement" and the next being "Step 3: enter contact information".

A dark blue header bar contains the text: "Please enter your primary email address."

Below this, a light gray box contains the following text: "Please enter the email address where you would like to receive messages. Once you have joined, you will be able to add as many more email addresses as you would like. You will be able to sign in using any email address you have entered." and "At the end of this registration process, you will need to verify this email address before you can sign in."

The form consists of two rows of input fields:

- The first row is labeled "Enter Your Email Address:" and has a text input field. To its right, a red note states: "This email will not be displayed with your profile."
- The second row is labeled "Enter Again To Confirm:" and has a text input field. To its right, a red note states: "Please enter the same email address a second time."

Below the input fields, a red note states: "After you have registered, you will have the opportunity to show this email address to others."

At the bottom of the form, there are two buttons: "Cancel" and "Continue >>".

Please enter the most appropriate email address for receiving community messages and notifications. Don't worry about having it exposed – the site is protected against crawlers. Also, community members will be able to email you, but your address is hidden from other community members (unless you choose to change this at a later time).

Step 3 looks like this:

St. Luke's Health Initiatives Community Network Registration Process

Step 1: agreement > Step 2: enter email > **Step 3 of 3: enter contact information**

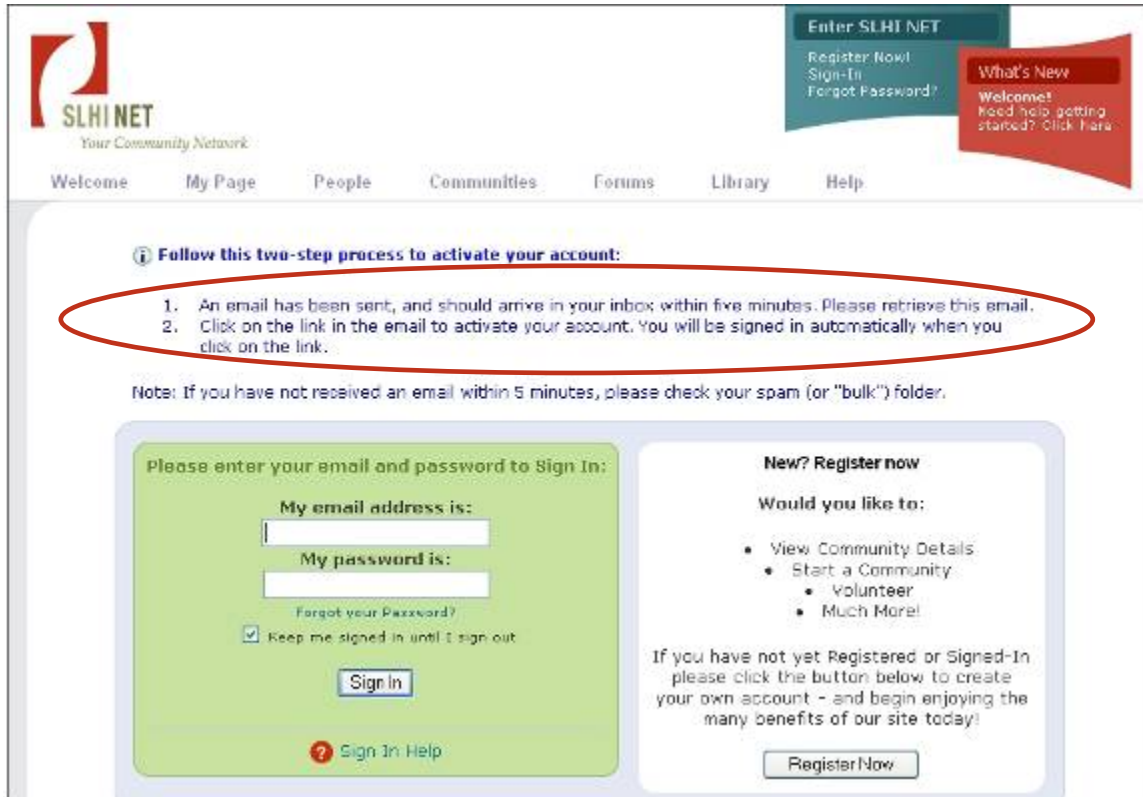
Please enter your name and contact information

You will have the opportunity to add additional information to your profile once the registration process is complete. You will also be able to upload a photo of yourself that can be viewed by other members.

Title (optional):	<input type="text"/>	
First Name:*	<input type="text"/>	
Middle Name or Initial:	<input type="text"/>	
Last Name:*	<input type="text"/>	<input type="radio"/> Hidden (except first initial) <input checked="" type="radio"/> Allow Participants to See
Suffix (optional):	<input type="text"/>	
Job Title:	<input type="text"/>	
Organization:	<input type="text"/>	
Time Zone:	<input type="text" value="(GMT -7) Mountain Time (US & Canada), Arizona"/>	
My Official Address:	<input type="text" value="Home Address"/> <small>This is the address where the office will send my mail. I can only select a mailing address from the addresses I have entered.</small>	
Country:	<input type="text" value="United States"/>	
Street Address:*	<input type="text"/> <input type="text"/> <input type="text"/>	<input type="radio"/> Hidden <input checked="" type="radio"/> Allow Participants to See
City:*	<input type="text"/>	
Province/Region:	<input type="text"/>	<small>Choose province or region if not in United States</small>

In step 3 you add all the basic information. As you can see in the photo above, you can also choose whether or not other community participants can see selected pieces of information about you.

Once you submit the required information on this page, you've completed the three steps. Next, you'll see this screen.



In other words, step 4 (I know, we said there'd be three) involves checking your email inbox (the one for the address you provided) and picking up a verification email. This is done for a number of reasons (one of them being compliance with federal law). The good news about this step is two-fold: (1) it tests your email system to be certain that messages from the community are being received by your email program and gives you the opportunity to be sure that they are not filtered out by your bulk/junk filters; and (2) once you receive the email and click on the link, you are now signed in permanently on that computer. The email will arrive with the following message:

This is an automated notification. Please click the link below to activate your St. Luke's Health Initiatives Community Network account:

<http://www.slhinet.org/profile.htm?mode=acteml&key=2dpgvYxnEuVoK9cea92952>

After you click this link, you will be asked to confirm your information, and then you will be able to enter the community! Thank you for registering.

Click this link and you are logged in on the computer you are currently using**

Congratulations. You're email is confirmed and you are signed in on this computer until you choose to sign out**

① Email activated.

Verified Email Address(es):

Hidden* Allow Members to See primary retire email

* Email addresses marked Hidden will be visible from Community Email Archives when you send a message from that email account to the Community.

Add New Email Address:

Enter Another Email Address You Use: Set as Primary

Cancel Add Email Address

Edit Email Settings

General Subscriptions Select Email

Everyone Select Different Verified Email Save

get individual emails get as digest no emails: read on web only

Get Help with Edit Email Addresses

**** What do we mean when we say “signed in on this computer until you choose to sign out?”**

It means that simply closing a browser window/application will not sign you out. That computer will remember you each time you visit www.slhinet.org unless you click the “sign out” button at the top, right-hand side of the page. This is great news if you always use the same computer and no one else does. If you are on a public computer, please remember to click and sign out when you are done visiting the community.

Joining a Community.

Now that you are signed in you are welcome to view our current communities and join those that interest you. To do so:

Click on the word “Communities” in the top navigation bar.

Welcome My Page People **Communities** Forums Library Help

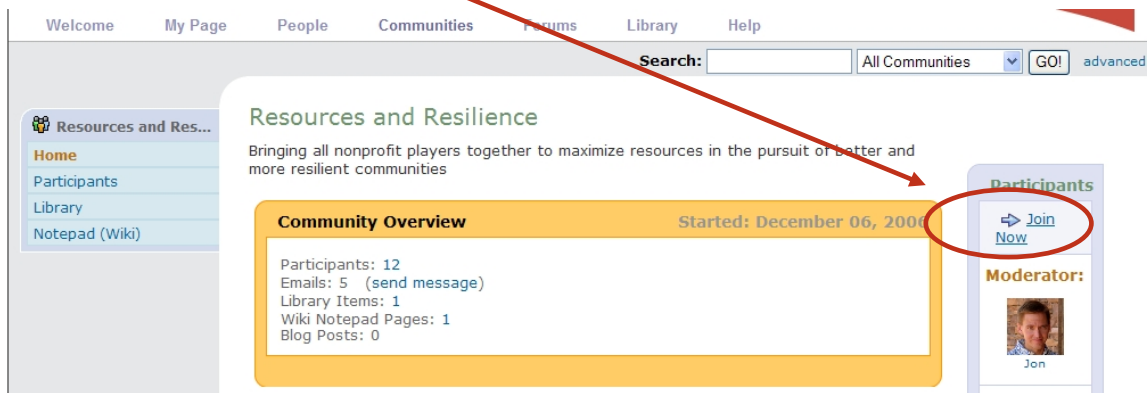
Now choose a community by clicking on its teal-colored name in the left-hand column. In the example below, we are going to choose “Resources and Resilience.”

All Communities


[➔ Add New Community](#)

Community Name	Mailing List Address	Participants	Messages	Last Activity
Arizona CAN! [Arizona CAN!] Dedicated to Coverage and Access Now	AZCAN@slhinet.org	14	3	1 month, 2 weeks
Children's Health Coverage [KidsCoverage] NEW! On legislative efforts to expand kids' coverage.	KidsCoverage@slhinet.org	2	0	1 week, 4 days
Conative Collaborative [ConativeCollab] Building on Innate Strengths as Assets	ConativeCollab@slhinet.org	2	0	2 months
Everyone [Announcements] This is the list of everyone in this community.	everyone@slhinet.org	89	0	3 months, 2 weeks
Health in a New Key [Health in a New Key]	HNK@slhinet.org	74	88	3 days, 6 hours
Healthy Arizona [Healthy Arizona] NEW! Quality, affordable healthcare for all Arizonans	HealthyArizona@slhinet.org	1	0	5 hours, 35 minutes
HNK Consultants [HNK Consultants] Delivering Health in a New Key [edit settings]	HNKConsultants@slhinet.org	82	47	8 hours, 45 minutes
Resources and Resilience [ResAndRes] On Resources, Relationships and Resilience	ResAndRes@slhinet.org	12	5	4 weeks, 1 day
SBHC Council [SBHC Council] NEW! AZ School Based Health Care Council	SBHCCouncil@slhinet.org	2	0	2 days, 5 hours

If the community is a public one (as shown below), doing so brings up that community's home page. You can then click the "Join Now" button in the right-hand column of the page.



If the community is a private one (as shown below), doing so still brings up that community's home page and a message to contact that community's moderator to join. Click the "Email Moderator" text to take that next step.



Our goal is simple: connection. A decade of work on the mission of improving community health has taught us the critical nature of bringing people together. As a complement to our current person-to-person connections, small group meetings and larger conferences, SLHINet offers all of us an opportunity to connect and build.

If it's about improving community health, then feel welcome here. Create a group – or bring an existing group – and establish your electronic communications headquarters here. Conduct communications through email, discussions, forums or even a blog. Build a shared library (imagine not having to email documents all the time). When a new member joins midstream, a captured record of the group's knowledge will be immediately available for that person to access right here.

What qualifies as work that's "improving community health?" As a member of this community, you are part of the answer to this question. A group that helps to lower school dropout rates is in fact helping to improve community health (the research is clear on this: better educated children are healthier and more likely to contribute to the community's overall prosperity and health). So is an organization that helps to eradicate gangs. As is a group that improves maternal and child health, or fights methamphetamine addiction. We include the usual suspects (such as public health and health care access), but we also welcome any dialogue that contributes to the growth of our communities' assets and the strengthening of our communities' resilience. It is, in fact, our capacity to bounce back from adversity and even thrive in a world of change that fascinates us most. Rather than being prisoners of our weaknesses, we seek to tap our strengths – the strengths of each and every one of us.

It can be what we make it. SLHINet is new. Register yourself, explore communities, check out libraries and forums. And then consider how SLHINet can work for you.

Read on for information on how to register. **If you'd like to talk about any aspect of this project, you can send an email to community@slhi.org. Or contact SLHI's Jon Ford at 602-385-6508.**

Questions? Need Help?

Send an email at community@slhinet.org
or contact SLHI's Jon Ford at 602-385-6508.